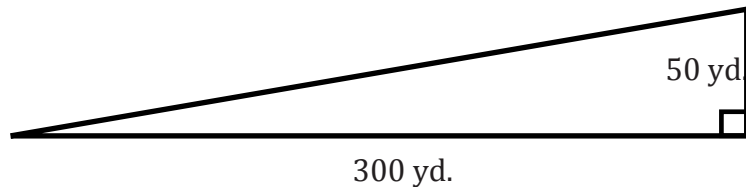


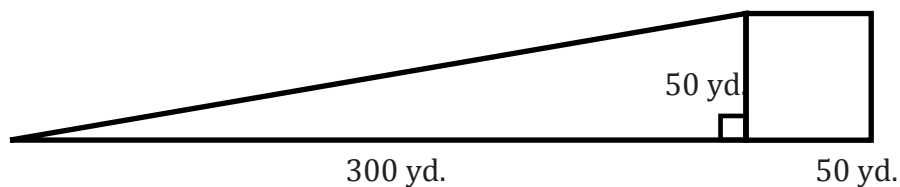
Name _____

Date _____

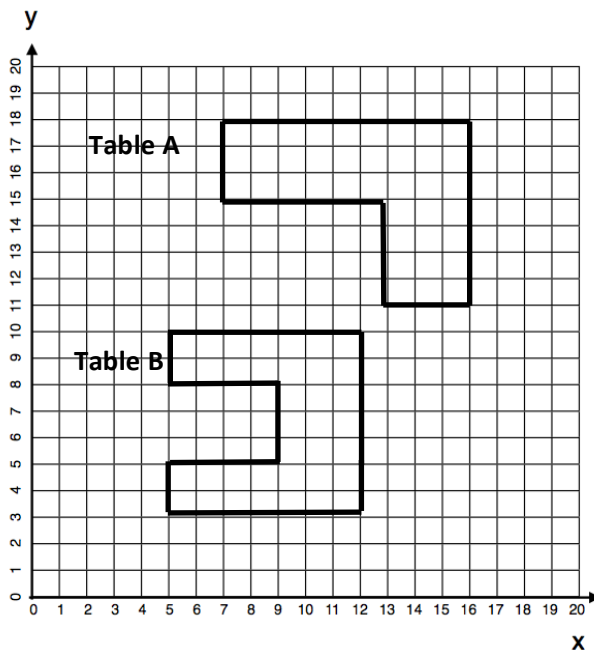
1. David is the groundskeeper at Triangle Park, shown below.



- a. David needs to cut the grass four times a month. How many square yards of grass will he cut altogether each month?
- b. During the winter, the triangular park and adjacent square parking lot are flooded with water and allowed to freeze so that people can go ice skating. What is the area of the ice?

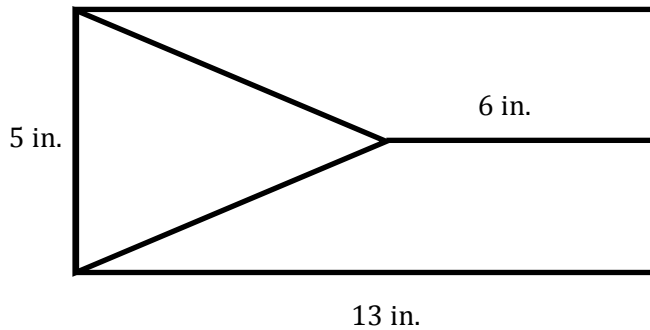


2. Marika is looking for a new computer table. Below is a sketch of two computer tables she likes when looking at them from above. All measurements are in feet.

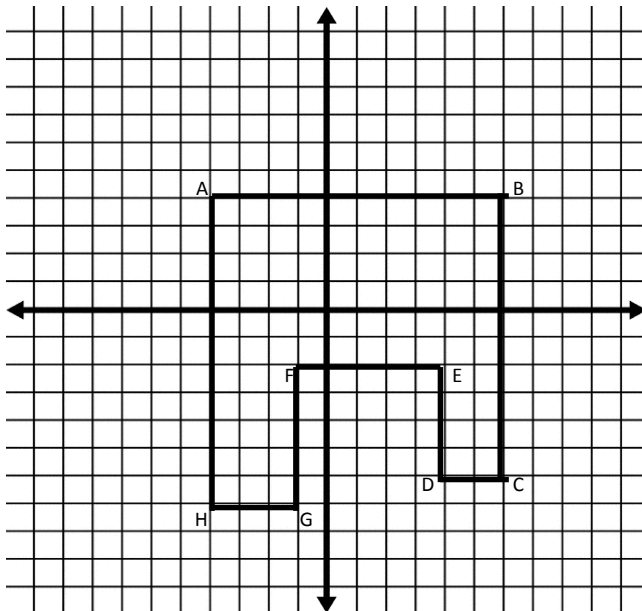


- a. If Marika needs to choose the one with the greater area, which one should she choose? Justify your answer with evidence, using coordinates to determine side lengths.
- b. If Marika needs to choose the one with the greater perimeter, which one should she choose? Justify your answer with evidence, using coordinates to determine side lengths.

3. Find the area of the triangular region.




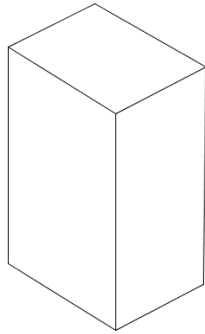
4. The grid below shows a birds-eye view of a middle school.



Point	Coordinates		Segment	Length (m)
A			\overline{AB}	
B			\overline{BC}	
C			\overline{CD}	
D			\overline{DE}	
E			\overline{EF}	
F			\overline{FG}	
G			\overline{GH}	
H			\overline{HA}	

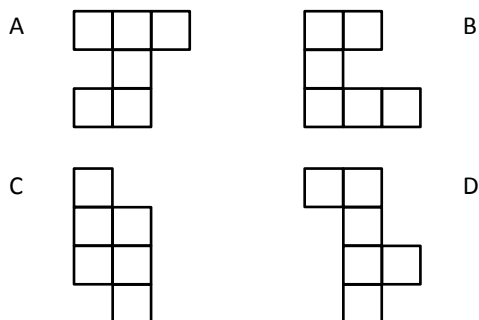
- Write the coordinates of each point in the table.
- Each space on the grid stands for 10 meters. Find the length of each wall of the school.
- Find the area of the entire building. Show your work.

5. The juice box pictured below is 4 inches high, 3 inches long, and 2 inches wide.

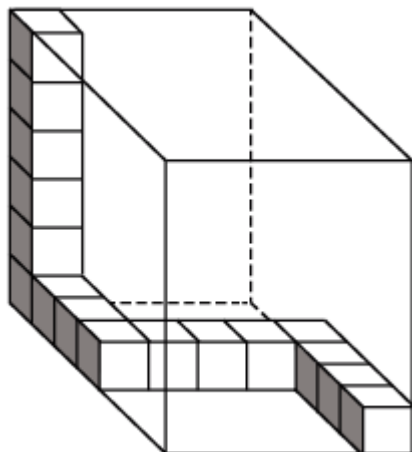


- In the grid above, the distance between grid lines represents one inch. Use the grid paper to sketch the net of the juice box.
- Find the surface area of the juice box. Show your work.
- Find the volume of the juice box. Show your work.

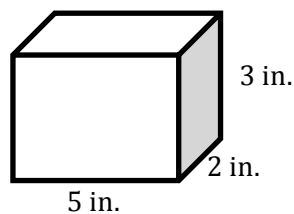
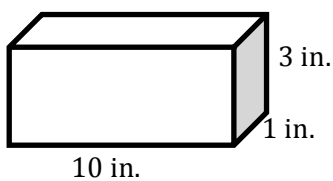
6. Which of these nets can be folded to form a cube?



7. Christoph started to fill the box below with some cubes. What is the total number of cubes needed to entirely fill the box?



8. Which box below has the larger surface area?



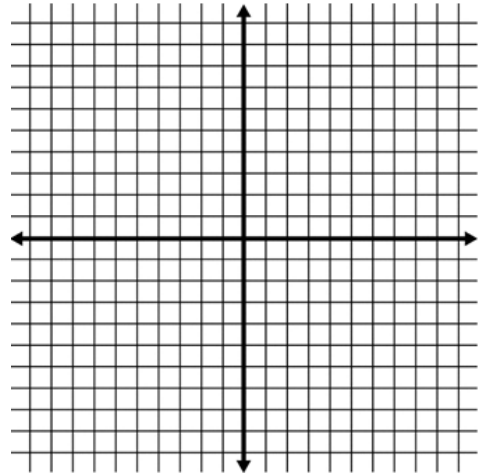
9. a. Draw a polygon in the coordinate plane using the given coordinates.

$(4, -4)$

$(6, -2)$

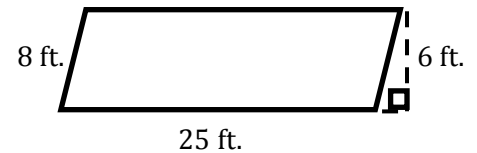
$(8, -6)$

- a. Calculate the area of the polygon.

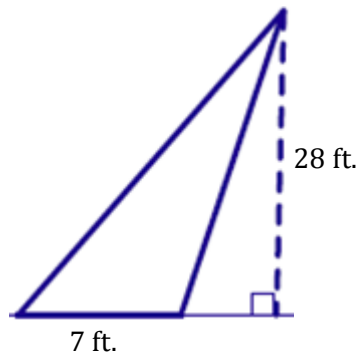


10. Eaglecrest Elementary School is creating a vegetable garden at the school. A picture is below.

- a. What is the area of the garden?



- b. After more discussion, Eaglecrest decided to change the location of the garden so that the vegetables can get more sunlight. Below is the new garden.



- c. In which garden can the students of Eaglecrest plant more vegetables? Explain your reasoning.

A Progression Toward Mastery

Assessment Task Item		STEP 1 Missing or incorrect answer and little evidence of reasoning or application of mathematics to solve the problem	STEP 2 Missing or incorrect answer but evidence of some reasoning or application of mathematics to solve the problem	STEP 3 A correct answer with some evidence of reasoning or application of mathematics to solve the problem, <u>or</u> an incorrect answer with substantial evidence of solid reasoning or application of mathematics to solve the problem	STEP 4 A correct answer supported by substantial evidence of solid reasoning or application of mathematics to solve the problem
1	a 6.G.A.1	Student response is incorrect and shows no application of the triangle area formula.	Student uses the triangle area formula but answers incorrectly, perhaps by only calculating the area of the triangle ($7,500 \text{ yd}^2$).	Student uses the triangle area formula, correctly finds the area of the park, $7,500 \text{ yd}^2$, and multiplies that area by 4. In the final answer, an arithmetic mistake might be made, or the units are either missing or are in yards instead of square yards.	Student uses the triangle area formula, correctly finds the area of the park, $7,500 \text{ yd}^2$, and multiplies that area by 4. Student response is correct, both in number and in units ($30,000 \text{ yd}^2$).
	b 6.G.A.1	Student response is incorrect and shows no application of area formulas.	Student uses the triangle area formula and/or rectangle area formula but response is incorrect because of arithmetic errors. Units are not correct.	Student uses the triangle area formula, and correctly finds the area of the grass, $7,500 \text{ yd}^2$, or correctly finds the area of the parking lot, $2,500 \text{ yd}^2$.	Student uses area formulas and correctly finds the area of the grass, $7,500 \text{ yd}^2$, and parking lot, $2,500 \text{ yd}^2$, and adds them correctly, totaling $10,000 \text{ yd}^2$. Units are correct in the final answer.
2	a 6.G.A.3	Student response is incorrect and shows no application of area formulas. Perimeter	Student incorrectly calculates the area of both tables. The student chooses the greater of the two	Student correctly calculates the area of one table, either Table A is 39 ft^2 or Table B is 37 ft^2 . The student	Student correctly calculates the area of both tables, Table A is 39 ft^2 and Table B is 37 ft^2 , and concludes

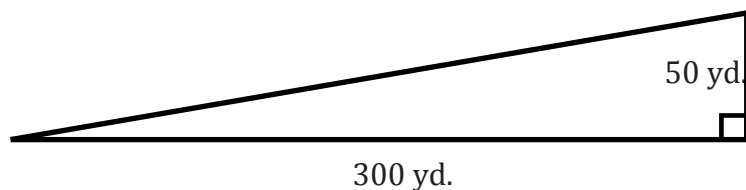
		calculations may have been made.	areas calculated, regardless of the mistake. Units are incorrectly identified.	chooses the greater of the two areas calculated, regardless of the mistake. Units are correctly identified.	Table A has a larger area. Units are correctly identified, and coordinates are appropriately used in order to determine side lengths.																		
	b 6.G.A.3	Student incorrectly calculates the perimeter of both tables. Units are incorrectly identified. Area calculations may have been made.	Student incorrectly calculates the perimeter of both tables. The student chooses the greater of the two calculated perimeters, regardless of the mistake. Units are incorrectly identified.	Student correctly calculates the perimeter of one table, either Table A is 32 ft. or Table B is 36 ft., and concludes Table B has a longer perimeter. Units are correctly identified.	Student correctly calculates the perimeter of both tables, Table A is 32 ft. and Table B is 36 ft., and concludes Table B has a longer perimeter. Units are correctly identified, and coordinates are appropriately used in order to determine side lengths.																		
3	6.G.A.1	Student does not calculate the altitude of the triangle to be 7 in., and the final response is incorrect.	Student correctly calculates the altitude of the triangle to be 7 in., but the final area of the triangle is incorrect.	Student correctly calculates the altitude and area of the triangle, but the units are incorrectly identified.	Student correctly calculates the area of the triangle as 17.5 in ² .																		
4	a 6.G.A.3	Student correctly identifies fewer than 2 of the 8 points.	Student correctly identifies at least 4 of the 8 points.	Student correctly identifies at least 6 of the 8 points.	Student correctly identifies all 8 points. <table><tr><th>Point</th><th>Coordinates</th></tr><tr><td>A</td><td>(−4, 4)</td></tr><tr><td>B</td><td>(6, 4)</td></tr><tr><td>C</td><td>(6, −6)</td></tr><tr><td>D</td><td>(4, −6)</td></tr><tr><td>E</td><td>(4, −2)</td></tr><tr><td>F</td><td>(−1, −2)</td></tr><tr><td>G</td><td>(−1, −7)</td></tr><tr><td>H</td><td>(−4, −7)</td></tr></table>	Point	Coordinates	A	(−4, 4)	B	(6, 4)	C	(6, −6)	D	(4, −6)	E	(4, −2)	F	(−1, −2)	G	(−1, −7)	H	(−4, −7)
Point	Coordinates																						
A	(−4, 4)																						
B	(6, 4)																						
C	(6, −6)																						
D	(4, −6)																						
E	(4, −2)																						
F	(−1, −2)																						
G	(−1, −7)																						
H	(−4, −7)																						

b 6.G.A.3	Student correctly identifies fewer than 2 of the 8 lengths.	Student correctly identifies at least 4 of the 8 lengths; alternatively, the response ignores the scale factor and finds 6 of the 8 lengths to be one-tenth of the correct answers.	Student correctly identifies at least 6 of the 8 lengths; alternatively, the response ignores the scale factor and finds all 8 lengths to be one-tenth of the correct answers.	Student correctly identifies all 8 lengths correctly. <table><tr><th>Segment</th><th>Length (m)</th></tr><tr><td>\overline{AB}</td><td>100</td></tr><tr><td>\overline{BC}</td><td>100</td></tr><tr><td>\overline{CD}</td><td>20</td></tr><tr><td>\overline{DE}</td><td>40</td></tr><tr><td>\overline{EF}</td><td>50</td></tr><tr><td>\overline{FG}</td><td>50</td></tr><tr><td>\overline{GH}</td><td>30</td></tr><tr><td>\overline{HA}</td><td>110</td></tr></table>	Segment	Length (m)	\overline{AB}	100	\overline{BC}	100	\overline{CD}	20	\overline{DE}	40	\overline{EF}	50	\overline{FG}	50	\overline{GH}	30	\overline{HA}	110
Segment	Length (m)																					
\overline{AB}	100																					
\overline{BC}	100																					
\overline{CD}	20																					
\overline{DE}	40																					
\overline{EF}	50																					
\overline{FG}	50																					
\overline{GH}	30																					
\overline{HA}	110																					
c 6.G.A.3	Student response is incorrect in both number and units.	Student ignores the scale and incorrectly calculates the area of the building as 83 m ² . Units can be correct, incorrect, or missing.	Student incorrectly calculates the area of the building to be something other than 8300 m ² due to an arithmetic error. Units are correct.	Student correctly calculates the area of the building: 8300 m ² . Both the number and units are correct.																		

Name _____

Date _____

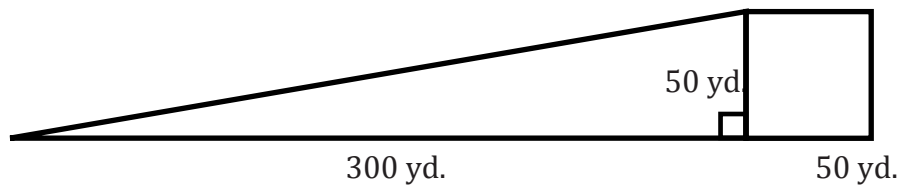
11. David is the groundskeeper at Triangle Park, scale shown below.



- a. David needs to cut the grass four times a month. How many square yards of grass will he cut altogether each month?

$$\begin{aligned}
 A &= \frac{1}{2}bh \\
 A &= \frac{1}{2} \cdot 300\text{yd.} \cdot 50\text{yd.} \\
 A &= \frac{1}{2} \cdot 15,000\text{yd.}^2 \\
 A &= 7,500\text{yd.}^2 \\
 4 \cdot 7,500\text{yd.}^2 &= 30,000\text{yd.}^2
 \end{aligned}$$

- b. During the winter, the triangular park and adjacent square parking lot are flooded with water and allowed to freeze so that people can go ice skating. What is the area of the ice?



$$\begin{aligned}
 A &= \frac{1}{2} \cdot b \cdot h & A &= s^2 \\
 A &= \frac{1}{2} \cdot 300 \text{ yd} \cdot 50 \text{ yd} & A &= (50 \text{ yd})^2 \\
 A &= \frac{1}{2} \cdot 15,000 \text{ yd}^2 & A &= 2,500 \text{ yd}^2 \\
 A &= 7,500 \text{ yd}^2 & & \\
 7,500 \text{ yd}^2 + 2,500 \text{ yd}^2 &= 10,000 \text{ yd}^2
 \end{aligned}$$

12. Marika is looking for a new computer table. Below is a sketch of two computer tables she likes when looking at them from above. All measurements are in feet.

- a. If Marika needs to choose the one with the greater area, which one should she choose? Justify your answer with evidence, using coordinates to determine side lengths.

Table A	Table B
$(7, 15) \rightarrow (7, 18) = 3 \text{ ft.}$	$(5, 8) \rightarrow (5, 10) = 2 \text{ ft.}$
$(7, 18) \rightarrow (16, 18) = 9 \text{ ft.}$	$(5, 10) \rightarrow (12, 10) = 7 \text{ ft.}$
$(16, 18) \rightarrow (16, 11) = 7 \text{ ft.}$	$(12, 10) \rightarrow (12, 3) = 7 \text{ ft.}$
$(16, 11) \rightarrow (13, 11) = 3 \text{ ft.}$	$(12, 3) \rightarrow (5, 3) = 7 \text{ ft.}$
$(13, 11) \rightarrow (13, 15) = 4 \text{ ft.}$	$(5, 3) \rightarrow (5, 5) = 2 \text{ ft.}$
$(13, 15) \rightarrow (7, 15) = 6 \text{ ft.}$	$(5, 5) \rightarrow (9, 5) = 4 \text{ ft.}$
	$(9, 5) \rightarrow (9, 8) = 3 \text{ ft.}$
	$(9, 8) \rightarrow (5, 8) = 4 \text{ ft.}$

Table A

$$\begin{aligned}
 A &= bh & A &= bh \\
 A &= 9 \text{ ft.} \cdot 3 \text{ ft.} & A &= 3 \text{ ft.} \cdot 4 \text{ ft.} \\
 A &= 27 \text{ ft.}^2 & A &= 12 \text{ ft.}^2 \\
 27 \text{ ft.}^2 + 12 \text{ ft.}^2 &= 39 \text{ ft.}^2
 \end{aligned}$$

Table B

$$\begin{aligned}
 A &= bh & A &= bh & A &= bh \\
 A &= 7 \text{ ft.} \cdot 2 \text{ ft.} & A &= 3 \text{ ft.} \cdot 3 \text{ ft.} & A &= 7 \text{ ft.} \cdot 2 \text{ ft.} \\
 A &= 14 \text{ ft.}^2 & A &= 9 \text{ ft.}^2 & A &= 14 \text{ ft.}^2 \\
 14 \text{ ft.}^2 + 9 \text{ ft.}^2 + 14 \text{ ft.}^2 &= 37 \text{ ft.}^2
 \end{aligned}$$

- b. If Marika needs to choose the one with the greater perimeter, which one should she choose? Justify your answer with evidence, using coordinates to determine side lengths.

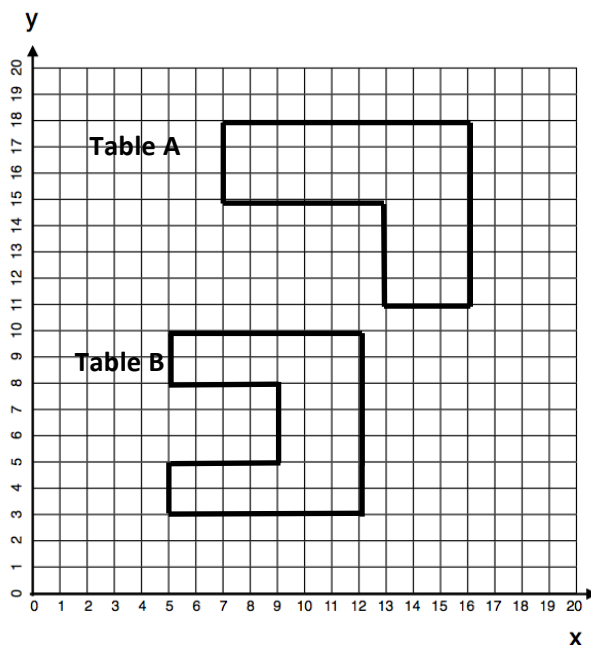


Table A:

$$P = 3\text{ ft.} + 9\text{ ft.} + 7\text{ ft.} + 3\text{ ft.} + 4\text{ ft.} + 6\text{ ft.}$$

$$P = 32\text{ ft.}$$

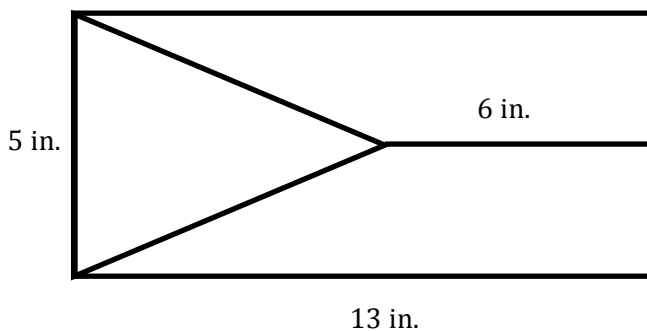
Table B:

$$P = 2\text{ ft.} + 7\text{ ft.} + 7\text{ ft.} + 7\text{ ft.} + 2\text{ ft.} + 3\text{ ft.} + 4\text{ ft.}$$

$$P = 36\text{ ft.}$$

Table B has a larger perimeter.

13. Find the area of the triangular region.



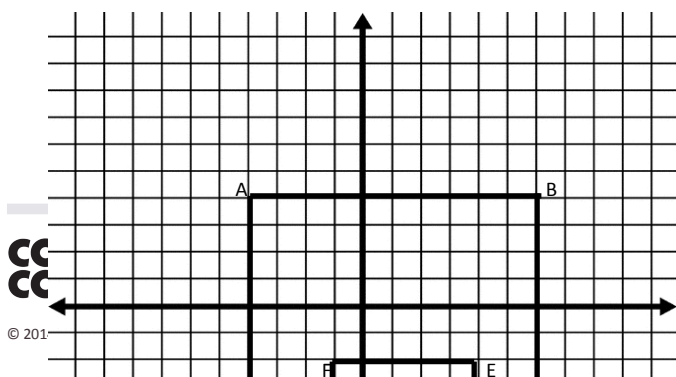
$$A = \frac{1}{2}bh$$

$$A = \frac{1}{2} \cdot 5\text{ in.} \cdot 7\text{ in.}$$

$$A = \frac{1}{2} \cdot 35\text{ in.}^2$$

$$A = 17.5\text{ in.}^2$$

14. The grid below shows a birds-eye view of a middle school.



Problems

engage^{ny}

Point	Coordinates		Segment	Length (m)
A	$(-4, 4)$		\overline{AB}	100 m
B	$(6, 4)$		\overline{BC}	100 m
C	$(6, -6)$		\overline{CD}	20 m
D	$(4, -6)$		\overline{DE}	40 m
E	$(4, -2)$		\overline{EF}	50 m
F	$(-1, -2)$		\overline{FG}	50 m
G	$(-1, -7)$		\overline{GH}	30 m
H	$(-4, -7)$		\overline{HA}	110 m

- Write the coordinates of each point in the table.
- Each space on the grid stands for 10 meters. Find the length of each wall of the school.
- Find the area of the entire building. Show your work.

$$\begin{array}{lll}
 A = bh & A = bh & A = bh \\
 A = 100\text{m} \cdot 60\text{m} & A = 30\text{m} \cdot 50\text{m} & A = 20\text{m} \cdot 40\text{m} \\
 A = 6,000\text{m}^2 & A = 1,500\text{m}^2 & A = 800\text{m}^2 \\
 6,000\text{m}^2 + 1,500\text{m}^2 + 800\text{m}^2 = 8,300\text{m}^2
 \end{array}$$